

## HENSOMASTIK® 5 KS VORSCHOTT

TECHNICAL DATASHEET / ASSEMBLY INSTRUCTIONS  
FOR THE PATRESS SYSTEM AS A CABLE SEAL [PENETRATION SEAL]

- Fire resistance class EI 60 – EI 120 / tested in accordance with EN 1366-3
- For use in solid walls and solid floors
- ETA 19/0865
- Application for general type approval (aBG) submitted





Member of

**DGNB**

Deutsche Gesellschaft für Nachhaltiges Bauen  
German Sustainable Building Council



# TECHNICAL INFORMATION

Applications		
Cables		max Ø
	Single cables	≤ 50.0 mm
	Cable bundles (single cables ≤ 21 mm)	≤ 51.0 mm
	Cable trays	See installation variants

- Advantages**
- Multiple variants in walls and floors
  - Solution for excessive cable occupation (> 60%)
  - No additional reveal frame needed
  - Suitable for irregular aperture geometries
  - Suitable for single sided access
  - Variant for restricted spaces
  - Installation requires only screws and mineral fibre boards
  - Fire resistance class up to EI 120

Product details		
	HENSOMASTIK® 5 KS *	HENSOTHERM® 7 KS viskos
Density:	1.27 – 1.41	1.2 – 1.3
Application temperature:	+ 10 °C to + 30 °C	+ 10 °C to + 30 °C
Drying time:	approx 1 mm/day	approx 1 mm/day
Initial foaming:	-	approx 150 °C
Building material class according to EN 13501:	E	E
Shelf life (at 20 °C in dry environment):	12 months	12 months
Storage and transport temperature:	5 °C – 30 °C	5 °C – 30 °C
VOC acc. to ISO 11890-2:	< 1 g/l	< 1 g/l
Temperature range:	- 20 °C to + 50 °C	- 20 °C to + 50 °C
Overcoatability:	yes	yes

\* HENSOMASTIK® 5 KS Farbe / SP (Spachtel) / viskos

- Measurements**
- Maximum aperture size in wall/floor:  
800 x 600 mm [one fitted board]  
600 x 400 mm [two fitted boards]
  - Wall thickness from 100 mm
  - Floor thickness from 150 mm
  - Mineral fibre boards [≥ 150 kg/m³]  
2 x 50 mm for wall fitting  
2 x 60 mm for floor fitting
  - Screws: Concrete screws ≥ 8 mm Ø or other suitable screws, e.g. up to 160 mm the WÜRTH concrete screw with hexagon head W-BS/S or from 180 mm the WÜRTH concrete screw with hexagon head and large disc W-BS/S  
Length: 120 mm when 1 panel fitted  
180 mm when 2 panels fitted
  - Screw spacing: vertical 111 mm, horizontal 145 mm
  - Distance of screws from carcase aperture ≥ 35 mm

**Distances from other components or other seals:**


Distance of aperture from	Size of adjacent aperture (W [cm] x H [cm])	Distance between apertures [cm]
other seals	one/both aperture(s) > 40 x 40	≥ 20
	both apertures ≤ 40 x 40	≥ 10
other apertures or installations	one/both aperture(s) > 20 x 20	≥ 20
	both apertures ≤ 20 x 20	≥ 10



Product	EAN	Packaging
HENSOMASTIK® 5 KS Farbe	4250153504917	12.5 kg
HENSOMASTIK® 5 KS Farbe	4250153504900	6 kg
HENSOMASTIK® 5 KS viskos	4250153505129	12.5 kg
HENSOMASTIK® 5 KS viskos	4250153505136	6 kg
HENSOMASTIK® 5 KS Spachtel	4250153505235	12.5 kg
HENSOMASTIK® 5 KS Spachtel	4250153505228	6 kg
HENSOMASTIK® 5 KS Spachtel	4250153505242	310 ml cartridge, 20 x cartridge = 1 carton
Mineral fibre boards B: 600 x L: 1,000 x D: 60 mm / 50 mm	One side precoated	1 board
HENSOTHERM® 7 KS viskos	4250153511014	310 ml cartridge, 20 x cartridge = 1 carton
HENSOTHERM® 7 KS viskos	4250153511038	600 ml tubular bag, 12 x tube = 1 carton

# TECHNICAL INFORMATION


## Variant 1: Wall installation | one 50 mm board fitted in aperture, second 50 mm board fitted on top




- If necessary, notch cable trays.
- Cable tray distance from wall min 150 mm
- Distance of first suspension  $\leq 250$  mm to wall
- Clean aperture



- Mineral fibre board  $\geq 150 \text{ kg/m}^3$ , final coating on rear side
- Trim cut pieces to size for the aperture
- Cut annular gap 10–15 mm around cables
- Apply to joining and cut edges HENSOMASTIK® 5 KS Farbe/viskos
- Insert cut pieces flush to the wall surface.



- Fill the annular gap between cables and mineral fibre board with HENSOTHERM® 7 KS viskos to a depth of at least 25 mm



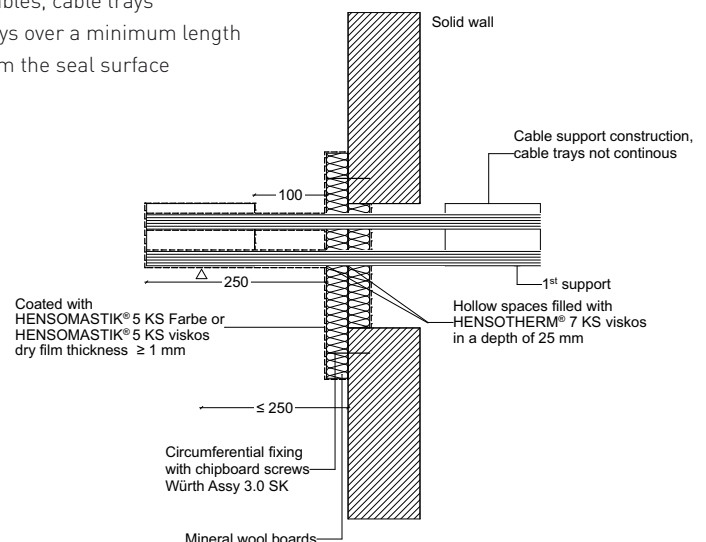
- Trim second mineral fibre board so that it protrudes by at least 70 mm over the first board
- Cut annular gap 10–15 mm around cables
- Apply to joining and cut edges HENSOMASTIK® 5 KS Farbe/viskos



- Secure the board with concrete screws, please refer to Measurements on page 2
- Screw assembly: vertical 111 mm, horizontal 145 mm
- Fill the annular gap between cables and mineral fibre board with HENSOTHERM® 7 KS viskos to a depth of at least 25 mm
- Apply the final coating at least 1 mm thick of HENSOMASTIK® 5 KS Farbe/viskos (1 mm dry =  $1.8 \text{ kg/m}^2$ ) to the mineral fibre board, cables, cable trays
- Coat cable trays over a minimum length of 250 mm from the seal surface




- Attach identification plate




# TECHNICAL INFORMATION

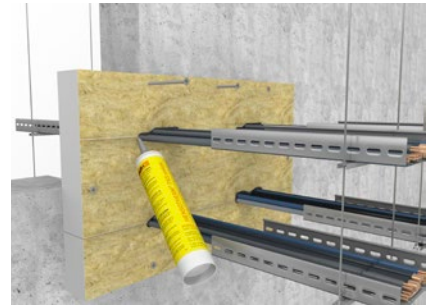
## Variant 2: Wall installation | 2 x 50 mm mineral fibre board fitted




- If necessary, notch cable trays
- Cable tray distance from wall min 200 mm
- Distance of first suspension  $\leq$  250 mm to wall
- Clean aperture



- Mineral fibre board [ $\geq$  150 kg/m<sup>3</sup>], final coating on rear side
- Trim second mineral fibre board so that it protrudes by at least 70 mm over all sides of the aperture
- Cut annular gap 10–15 mm around cables
- Apply to joining and cut edges HENSOMASTIK® 5 KS Farbe/viskos



- Fill the annular gap between cables and mineral fibre board with HENSOTHERM® 7 KS viskos to a depth of at least 25 mm
- Secure the first board with concrete screws, please refer to Measurements on page 2
- Screw spacing: vertical 111 mm, horizontal 145 mm



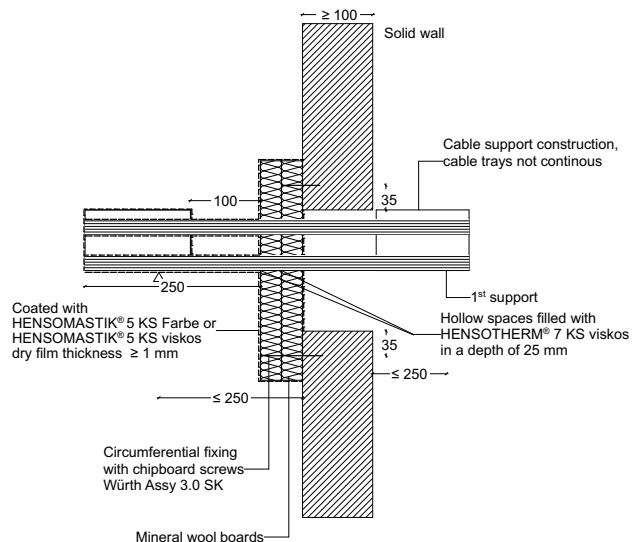
- Trim second mineral fibre board to the same size as the first
- Cut annular gap 10–15 mm around cables
- Apply to joining and cut edges HENSOMASTIK® 5 KS Farbe/viskos
- Secure the second board with concrete screws, please refer to Measurements on page 2
- Screw assembly: vertical 111 mm, horizontal 145 mm  
Make sure that it is offset to the first board!



- Fill the annular gap between cables and mineral fibre board with HENSOTHERM® 7 KS viskos to a depth of at least 25 mm
- Apply the final coating at least 1 mm thick of HENSOMASTIK® 5 KS Farbe/viskos (1 mm dry = 1.8 kg/m<sup>2</sup>) to the mineral fibre board, cables, cable trays
- Coat cable trays over a minimum length of 250 mm from the seal surface



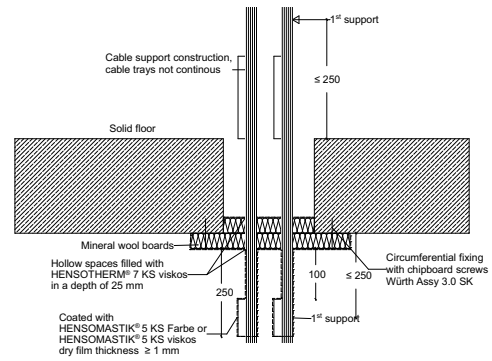
- Attach identification plate



# TECHNICAL INFORMATION

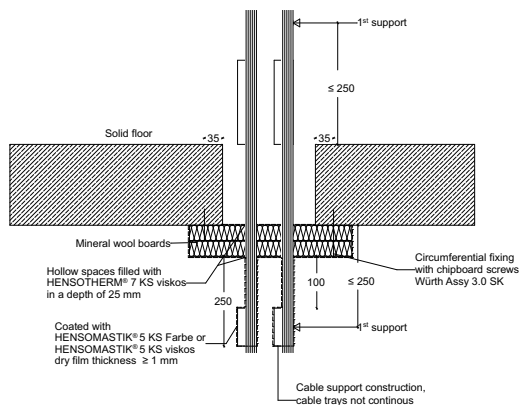
## Variant 3: Floor installation | one 60 mm board fitted in aperture, second 60 mm board fitted on top

Variant 3 is installed analogously to variant 1



## Variant 4: Floor installation | 2 x 60 mm board fitted

Variant 4 is installed analogously to variant 2



Our technical advisers will be pleased to assist you with your enquiries.

Further details can be downloaded from: [www.rudolf-hensel.de](http://www.rudolf-hensel.de)

The information provided herein reflects the current state of our technical testing and experience with the use of this product. However, the buyer/user is hereby not relieved of their duty, at their own responsibility, to properly examine our materials for their suitability for the intended use based on the respective site conditions. Legal claims for damages arising from the use of this product for purposes other than, or in a manner that differs from, the description contained herein without our prior written approval are precluded and may not be asserted against us. In light of the circumstance that we have no influence over site conditions and various factors that could influence the performance and use of our product, a guarantee of results or liability, regardless of legal grounds, cannot be derived from this information or from verbal consultation provided by one of our employees unless we may be accused of intent or gross negligence. Our General Terms and Conditions apply for all other purposes ([www.rudolf-hensel.de/agb](http://www.rudolf-hensel.de/agb)). The most recent version of our technical data sheet is valid and may be requested from the Rudolf Hensel GmbH or downloaded at [www.rudolf-hensel.de](http://www.rudolf-hensel.de). © Rudolf Hensel GmbH



**RUDOLF HENSEL GMBH**  
Lack- und Farbenfabrik

Lauenburger Landstraße 11  
21039 Börnsen | Germany

Tel. +49 40 72 10 62-10  
Fax +49 40 72 10 62-52

Email: [contact@rudolf-hensel.de](mailto:contact@rudolf-hensel.de)  
Internet: [www.rudolf-hensel.de](http://www.rudolf-hensel.de)

Extensions:  
Orders: -40

Technical advice / sales  
D/A/CH: -44, international: -48

