

## HENSOTHERM<sup>®</sup> 7 KS HWD Pad Fire protection solution for wiring boxes

TECHNICAL DATASHEET / ASSEMBLY INSTRUCTIONS



Self-adhesive, intumescent fire-protection fabric pad for the penetration sealing of hollow wall and flush wiring boxes for electrical installations

- Fire resistance class EI 120 / tested in accordance with EN 1366-3
- For use in flexible and solid walls of 100 mm and greater thicknesses
- Simple installation / fast upgrading
- ETA 20/1306 of 01/01/2021




# TECHNISCHE INFORMATIONEN

## Applications

Fitting	Cables	max Ø [mm]
	Hollow wall box, flat	≤ 68 mm
	Hollow wall box, deep	≤ 68 mm
	Hollow wall twin box, flat	≤ 2x 68 mm
	Flush box, flat	≤ 68 mm
	Flush box, deep	≤ 68 mm
	Flush twin box, deep	≤ 2x 68 mm

## Advantages

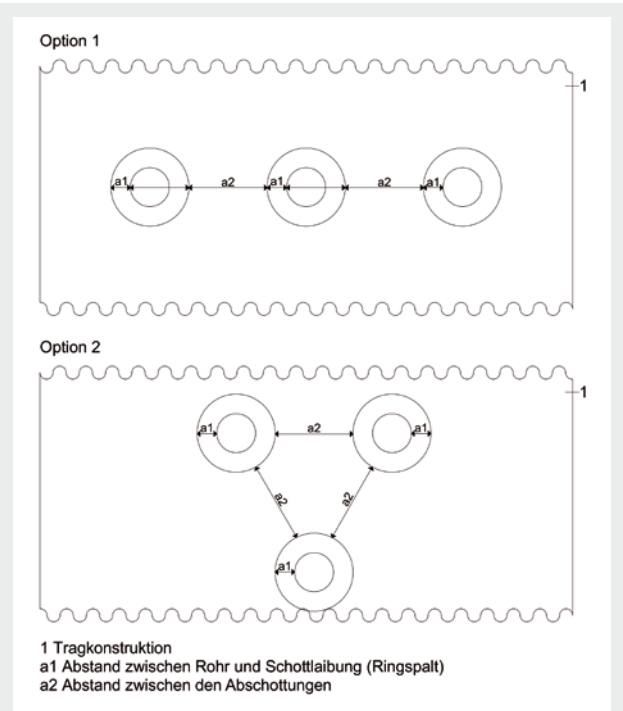
- Simple installation and assembly
- Costs less than fire protection boxes
- Highly flexible, simple retrofits
- Self adhesive backing
- Small space requirements, only 1 mm thick
- Suitable for all conventional flat and deep hollow wall and flush single and twin boxes
- Maintenance-free
- Indoor and outdoor applications protected against driving rain
- Free of solvents and silicone, VOC emissions class A+




## Technical details

<b>Assessment / ETA</b>	ETA 20/1306, see page 15
<b>Tested in accordance with</b>	EN 1366-3
<b>Fire resistance time</b>	EI 120
<b>Substrate</b>	Flexible wall, solid wall
<b>Minimum component thickness</b>	Flexible and solid walls: ≥ 100.0 mm
<b>Max aperture size</b>	Ø 2 x 68 mm
<b>Annular gap</b>	Suitable for sealing with gypsum plaster, or no additional measures

## Distances



Minimum installation spacing (a2) 100 mm. Two sockets may be installed opposite to each other on each side of a wall.



Product	EAN	Packaging
HENSOTHERM® 7 KS HWD Pad Fire protection pad for wiring boxes	4250153511021	Bag with 50 x

# TECHNISCHE INFORMATIONEN

## Installation in flexible or solid wall | Combustible pipes

**Assembly instructions:** Pull the protective film off the adhesive strip on the back of the **HENSOTHERM® 7 KS Pad**, and affix the pad inside the wiring box on its base. A twin box requires two **HENSOTHERM® 7 KS HWD Pads** next to each other.

Note the **minimum distance of 100 mm** between the installations.

**HENSOTHERM® 7 KS HWD Pads may be used** on wiring boxes **installed opposite to each other** on each side of a wall.



## Notes

### Retrofits

The **HENSOTHERM® 7 KS HWD Pad** may be retrofitted with ease on a previously installed wiring box. – Previously fitted **HENSOTHERM® 7 KS HWD Pads**, however, cannot and must not be used.

### Cable routing

Do not drill holes in the pad to route cabling. Instead, make a **cross or diagonal cut** at the cable entry, and pull the cable through this.

### Use and inspection

The fire protection properties of the **HENSOTHERM® 7 KS HWD Pads** are safeguarded over the service life only when they are kept at all times in proper working condition. The **HENSOTHERM® 7 KS HWD Pads** are maintenance free.

### Disposal

The materials and packaging of the **HENSOTHERM® 7 KS HWD Pads** may be disposed of **in household waste**. However, national laws and regulations may apply! After a fire, the damaged material must be treated as waste paint or varnish.

Our technical advisers will be pleased to assist you with your enquiries.  
Further details can be downloaded from: [www.rudolf-hensel.de](http://www.rudolf-hensel.de)

The information provided herein reflects the current state of our technical testing and experience with the use of this product. However, the buyer/user is hereby not relieved of their duty, at their own responsibility, to properly examine our materials for their suitability for the intended use based on the respective site conditions. Legal claims for damages arising from the use of this product for purposes other than, or in a manner that differs from, the description contained herein without our prior written approval are precluded and may not be asserted against us. In light of the circumstance that we have no influence over site conditions and various factors that could influence the performance and use of our product, a guarantee of results or liability, regardless of legal grounds, cannot be derived from this information or from verbal consultation provided by one of our employees unless we may be accused of intent or gross negligence. Our General Terms and Conditions apply for all other purposes ([www.rudolf-hensel.de/gtc](http://www.rudolf-hensel.de/gtc)). The most recent version of our technical data sheet is valid and may be requested from the Rudolf Hensel GmbH or downloaded at [www.rudolf-hensel.de](http://www.rudolf-hensel.de). © Rudolf Hensel GmbH



## RUDOLF HENSEL GMBH

### Lack- und Farbenfabrik

Lauenburger Landstraße 11  
21039 Börnsen | Germany

Tel. +49 40 72 10 62-10

Fax +49 40 72 10 62-52

Technical Support / Sales -48

E-Mail: [contact@rudolf-hensel.de](mailto:contact@rudolf-hensel.de)

Internet: [www.rudolf-hensel.de](http://www.rudolf-hensel.de)

